


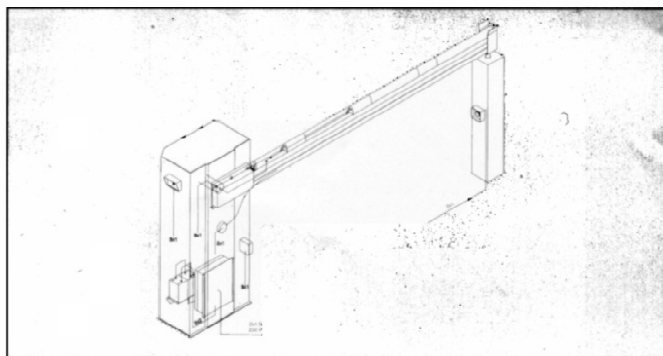
DATI TECNICI	TECHNICAL DATA	DONNEES TECHNIQUES	CS 500	CS 650
ALIMENTAZIONE	MOTOR POWER SUPPLY	ALIMENTATION MOTEUR	230 A.C.	230 A.C.
	OPERATING FREQUENCY	FREQUENCE TRAVAIL	0,005	0,005
TEMP. FUNZIONAMENTO	OPERATIVE TEMPERATURE	TEMPS DE FONCTIONNEMENT	°C	-20/+70
TEMPO APERTURA	OPENING TIME	TEMPS D'OUVERTURE	sec	2-7
				grasso**/grease**/Schmierfett**
			Kg	

* Servizio intensivo / "intensive user" / Service intensif

**Grasso permanente / ** permanent grease / ** graisse permanente



SBLOCCO MANUALE
MANUAL RELEASE DEVICE
DEBLOCAGE MANUEL



LIMITI DI IMPIEGO
OPERATING LIMITS
LIMITES D'UTILISATION

CS 500	2 - 5 mt.
CS 650	4 - 6,50 mt.


ACCESSORI: ACCESSORIES/ACCESSOIRES



CE.AF appoggio fisso per asta
CE.AM appoggio mobile per asta
CE.AF fixed rod support
CE.AM movable rod support
CE.AF appui fixe
CE.AM appui mobile



CE.5A appoggio fisso con elettro-serratura
CE.5A fixed support with electric lock
CE.5A appui fixe avec serrure électrique



Set lampeggianti. Asta in alluminio
Set of blinkers. Aluminium rod
Set gyrophares. Barre en aluminium



CSN snodo per asta
CSN rod articulated joint
CSN rotule pour barre



C3M set molle per CS 500/ CS 650
C3M set of springs for CS 500/ CS 650
C3M set de ressorts pour CS 500/ CS 650



CRB1 giunto per asta AL 500, **CRB2** giunto per asta AL 650
CRB1 joint for AL 500 rod, CRB2 joint for AL 650 rod
CRB1 joint pour barre AL 500, CRB2 joint pour barre AL 650



CDT 100 spira magnetica
CDT 100 metal body detector
CDT 100 spire magnétique